

≡ MANSORY ≡



## OVERVIEW

last update 03 / 2023

The customization programme for Bentley Continental  
**GT / GTC model 2016 V8 / V8S / W12 / SPEED**



**Front bumper with front lip**

508 802 082

Lift reducing front bumper with integrated:

- LED daytime running lights splitter, visible carbon fibre without clear coat
- Front lip with side flaps visible carbon fibre without clear coat

\*Original mounting points



**Rear bumper GT + diffuser with integrated OEM brake light**

505 802 081


**Rear bumper GTC + diffuser with integrated OEM brake light**

555 802 081

Air flow optimized rear bumper with

- integrated sport exhaust blinds from not visible carbon fibre
- diffuser visible carbon fibre without clear coat

\*Original mounting points



**Side skirts**

508 595 002

4 parts set - left & right,  
side skirts with lip visible carbon fibre  
without clear coat



**Air outtake cover 2 parts set - left & right**

visible carbon fibre without clear coat

508 802 251

not visible carbon fibre primed


508 802 252



**Carbon mirror housing LHD** ..... 505 522 201  
**Carbon mirror housing RHD** ..... 505 522 211  
 4 parts set - left & right,  
 housing + foot,  
 visible carbon fibre glossy\*




**Front splitter** ..... 505 102 891  
 visible carbon fibre glossy\*  
 6 parts set - left & right



**Front grill mask Race**  
 visible carbon fibre primed ..... 508 102 371  
 without clear coat  
 primed not visible carbon fibre ..... 508 102 375  
 without clear coat

ⓘ compatible only with MANSORY front bumper



**Front fender and door strip** ..... 505 102 251  
 4 parts set - left & right,  
 visible carbon fibre glossy\*



**Engine bonnet Race** ..... 505 110 021  
 visible carbon fibre without clear coat  
**Primed engine bonnet Race** ..... 505 110 022  
 not visible carbon fibre  
 with visible carbon fibre without clear coat air outtakes



**NEW engine bonnet** ..... 505 110 011  
 visible carbon fibre without clear coat  
**NEW engine bonnet, primed** ..... 505 110 012  
 not visible carbon fibre




**Engine bonnet** ..... 505 110 001  
 visible carbon fibre without clear coat  
**Primed engine bonnet** ..... 505 110 002  
 not visible carbon fibre  
 with visible carbon fibre without clear coat  
 air outtakes



**Front fenders** ..... 508 131 022  
 2 parts set - left & right,  
 \*original mounting points



**A-pillar cover** ..... 505 555 101  
 visible carbon fibre without clear coat  
 ⓘ compatible only with GTC - Cabrio



**Cover of folding roof** ..... 505 565 101  
 visible carbon fibre without clear coat  
 ⓘ compatible only with GTC - Cabrio



**Race front splitter**  
for **MANSORY front bumper 2016**  
visible carbon fibre without clear coat

508 102 941


ⓘ compatible only with 508 802 082



**Race front splitter**  
for **Bentely front bumper model 2016**  
visible carbon fibre without clear coat

508 102 991

ⓘ compatible only with OEM front bumper




**Head light carbon frame**

505 001 99

4 parts set - left & right,  
visible carbon fibre glossy\*

⚠ modification only, OE-part required



**Rear light carbon frame**

505 001 09

2 parts set - left & right,  
visible carbon fibre glossy\*



**Rear trunk lid**

505 830 871

with integrated rear spoiler  
visible carbon fibre without clear coat



**Performance wing for GTC**

546 830 331

**Performance wing for GT**

556 830 331

3 parts set, (wing, foots)

visible carbon fibre without clear coat



**High performance wing for GTC**

566 830 331


**High performance wing for GT**

506 830 331

3 parts set, (wing, foots)

visible carbon fibre without clear coat

**FOR  
OEM  
CAR** compatible only  
with GT



**Side bar carbon**

508 530 751

6 parts set

visible carbon fibre without clear coat



**Rear bar carbon**

508 540 751

3 parts set - left & right,

visible carbon fibre without clear coat

**ⓘ not compatible with MANSORY rear bumper**



**Flat rear decklid spoiler for GTC - carbon** 558 831 841

visible carbon fibre without clear coat

**Flat rear decklid spoiler for GTC - primed** 558 831 845

primed not visible carbon fibre



**Rear decklid spoiler for GTC - carbon** 558 830 841

visible carbon fibre without clear coat

**Rear decklid spoiler for GTC - primed** 558 830 845

primed not visible carbon fibre



**Rear decklid spoiler for GT - carbon** 508 830 841

visible carbon fibre without clear coat

**Rear decklid spoiler for GT - primed** 508 830 845

primed not visible carbon fibre




**Aerofoil** 505 830 861


visible carbon fibre without clear coat

① compatible only with GT

**FOR  
OEM  
CAR** compatible only  
with GT




**X-Pipe for model 2016 - W12 / V8** ..... 631 255 468



**Sport Exhaust System with manuel switch W12** 630 255 460  
**Sport Exhaust System with manuel switch V8** 630 255 466  
 left & right Sport Muffler with throttle control

**Sport Exhaust System with remote control W12** 630 255 461  
**Sport Exhaust System with remote control V8** 630 255 465  
 left & right Sport Muffler with throttle control



**Sport airfilter** ..... 630 129 622  
 full moulding, carbon edition, 2 pcs.



**V8 Engine carbon cover** ..... 505 000 99  
 5 Part set conversion kit  
 visible carbon fibre without clear coat

**W12 Engine carbon cover** ..... 505 000 09  
 3 Part set conversion kit  
 visible carbon fibre without clear coat



**Electronic lowering module** ..... BFS 250 050  
 The standard-lowering settings for Bentley are 30mm for the front axle and 20mm for the rear once. Fine adjustments of about +/- 20mm can be adjusted by manual turn screw operation. To keep the suspension comfort drive the module turns into original settings at a speed over 70 km/h by an automatic speed-control regulation. All moduls are TÜV certificated and come with a standard PAP adaptor.



# MANSORY Lowering Suspension

consisting of:

- 2 level adjusting rods front axle

- 2 level adjusting rods rear axle

Lowering of approx 20-30 mm

With the MANSORY Lowering Suspension you have the optimal symbiosis of excellent ride comfort during normal driving and agile direct response during fast cornering.

The product described in the instructions has been developed, and manufactured under consideration of the necessary safety regulations, and is subject to quality checks. To guarantee flawless, safe function and to eliminate any risk to people or property, this product must be installed properly. Therefore installation should only be carried out by trained specialists, with the specific technical and specialist knowledge required for installation in a vehicle, and the necessary tools. For this, you must carefully read and understand the fitting instructions.



## **MANSORY Lowering Suspension for Bentley Continental**

BGT 900 101

2 level adjusting rods front axle, 2 level adjusting rods rear axle

Lowering of approx 20-30 mm



Front axle



Rear axle



Before starting work, check that all parts which should be included are present.

- Raise the vehicle on a suitable lifting mechanism at the position points specified by manufacturer, considering the relevant safety guidelines.
- Take off the original connecting rods from the height sensors on the front and rear axles.
- Put the connecting rod on the ball heads on the height level sensors and the holders.
- Re-fit the wheels to the vehicle according to Mercedes Benz workshop instructions.
- After installation of the connecting rod, no further adjustments should be made.



**Y.5 wheel 22 inch Diamond black**

10x22 ET 35 5x112 , with wheel cap

Y5 22 10 35 112 B



**CS.11 wheel 21 inch wheel**

- **Diamond silver**

CS11 21 9 30 1230 S

- **Diamond anthracite**

CS11 21 9 30 1230 A

- **Diamond black**

CS11 21 9 30 1230 B

**CS.11 wheel 22 inch wheel**

- **Diamond silver**

CS11 22 105 42 1230 S

- **Diamond anthracite**

CS11 22 105 42 1230 A

- **Diamond black**

CS11 22 105 42 1230 B

- **Black glossy**

CS11 22 105 42 1230 BG

\* price per piece

\* without tire



V.6 wheel ( Silver diamond cut )	V6 22 10 43 1220 S
V.6 wheel ( Anthracite diamond cut )	V6 22 10 43 1220 A
V.6 wheel ( Black diamond cut )	V6 22 10 43 1220 B
V.6 wheel ( Black Glossy )	V6 22 10 43 1220 BG

1pc., 10 x 22", OS 43,  
with chrome / silver wheel cap

\* price per piece  
\* without tire

✂ **Tires**  
recommended tyre site: 295/30/22  
Continental SP5

Y.8 wheel 22" ( Silver diamond cut )	Y8 22 10 30 112 SP
--------------------------------------	--------------------

1pc., 10 x 22", OS 30,  
with chrome/ silver wheel cap

\* price per piece  
\* without tire

✂ **Tires**  
recommended tyre site: 295/30/22  
Continental SP5

M8 wheel 21" ( Silver diamond cut )	Y8 21 105 30 112 SP
-------------------------------------	---------------------

1pc., 10,5 x 21", OS 30,  
with chrome/ silver wheel cap

\* price per piece  
\* without tire

CS.13 spoke wheel, aluminium casted 22 inch polished	CS.13 22 10 30 112 P
---	----------------------

1pc., 10 x 22" OS 35  
with chrome/ silver wheel cap  
fully forged wheel

\* price per piece  
\* without tire

✂ **Tires**  
recommended tyre site: 295/30/22  
Continental SP5



**CS.10 wheel 22 inch** ..... CS10 22 10 30 112 S

( Silver diamond cut )

1pc., 10 x 22" OS 30  
with chrome/ silver wheel cap

\* price per piece

\* without tire

**✖ Tires**

recommended tyre site: 295/30/22

Continental SP5

**CS.10 wheel 21 inch ( Silver diamond cut )**

with black / silver wheel cap

1pc., 10.5 x 21" OS 30 Silver / fr. polished ..... CS10 21 105 30 112 S

\* price per piece

\* without tire



**Spacer** ..... 505 611 D05

Rear: 5 mm  
including screws  
2 parts set - left & right



**Sport steering wheel**  
with MANSORY logo

- leather/carbon ..... 505 351 441
- leather/wood ..... 505 351 445
- leather/leather ..... 505 351 444

↻ modification only, OE-part required



- Shift paddles** ..... 505 350 011  
2 parts set - left & right,  
various colors and materials available

- MANSORY Individualized Interior Kit** ..... 505 300 000  
exclusive wooden trims or any mixed special  
material inlays, fine leather handmade by experienced master upholsterers who only use selected  
skins from tanneries that meet our high quality demands. kinds of color selectable



- Carbon entrance panels with MANSORY logo**  
2 parts set - left & right  
visible carbon fibre without clear coat  
with lighted MANSORY Logo ..... 505 395 361  
  
with MANSORY Logo ..... 505 395 365

- Carbon inner entrance panels** ..... 505 395 371  
2 parts set - left & right,  
visible carbon fibre without clear coat

- Entrance panels illuminated MANSORY logo**  
2 parts set - left & right, high polished stainless steel  
with white lighted MANSORY Logo ..... 505 395 351  
  
with blue lighted MANSORY Logo ..... 505 395 355



**Complete trim interior set in carbon fibre** 505 300 001  
 instrument panel, co-driver board, middle console front 2-parts, middle console rear 2-parts, ashtray cover front and rear, jalousie front and behind, cover for light system front  
 kinds of colour selectable



**Pedal Set** 505 367 127  
 3-parts, footrest, accelerate- and break pedals with MANSORY logo  
 aluminium punched



**Case for glasses** 505 390 000  
 various colors and materials available  
 ⚠ modification only, OE-part required



**Gearshift lever** 505 363 011  
 designed gear shift lever  
 visible carbon fibre without clear coat



**Floor mats** 505 367 758  
 4-parts set - for front / rear foot area left / right  
 available with MANSORY logo stitching  
 available with leather or wild leather border



**Trunk cover mat** 505 368 758  
 with MANSORY logo stitching  
 available with leather or wild leather border



**Wood cover - seat rear panel** ..... 505 393 755  
↻ modification only, OE-part required



**Carbon cover - seat rear panel** ..... 505 393 751  
↻ modification only, OE-part required



**Cover - seat side panel** ..... 505 393 551  
↻ modification only, OE-part required